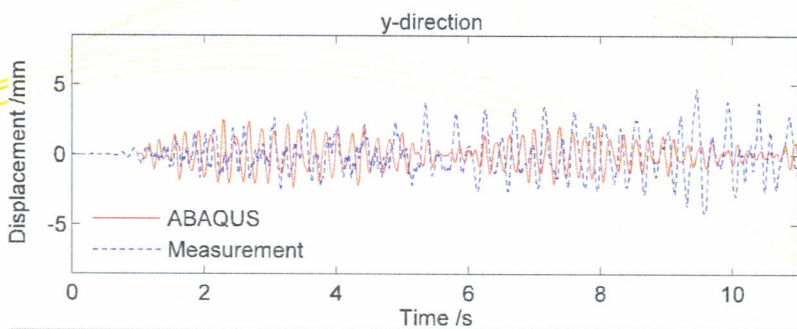
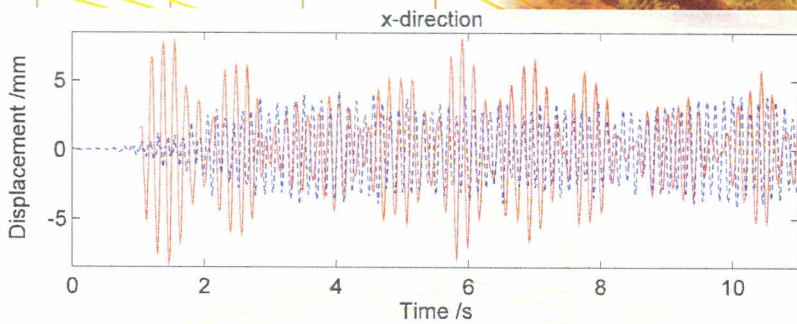





INTERNATIONAL UNION OF RAILWAY
Infrastructure Department

Guidelines for Railway Bridges Dynamic Measurements and Calculations



Bridcap project team
G776x-2006



Railway Technical Publications

Contents

Chapter 1 Introduction	1
1.1 BACKGROUND	1
1.2 PURPOSE	2
1.3 SCOPE	2
1.4 FACTORS INFLUENCING DYNAMIC BEHAVIOUR	3
1.5 ADDITIONAL SOURCES OF INFORMATION	4
Chapter 2 Guidelines for Measurements	7
2.1 PRINCIPLES	7
2.2 RECOMMENDED METHODOLOGY	7
2.3 PREPARATORY WORK	8
2.3.1 Objectives	8
2.3.2 Desk top review and preliminary analysis	9
2.3.3 Design of site testing regime	10
2.3.3.1 <i>Site reconnoitre</i>	10
2.3.3.2 <i>Selection of a measuring system</i>	10
2.3.3.3 <i>Sensor type and range</i>	12
2.3.3.4 <i>Location</i>	14
2.3.3.5 <i>Duplication</i>	15
2.3.3.6 <i>Excitation techniques</i>	15
2.3.3.7 <i>Electromagnetic compatibility</i>	16
2.4 ON – SITE	16
2.4.1 Conventional survey	16
2.4.2 Data collection	17
2.4.2.1 <i>Sampling rate</i>	17
2.4.2.2 <i>Signal interference</i>	18
2.4.2.3 <i>Aliasing</i>	19
2.4.2.4 <i>Filtering</i>	20
2.4.2.5 <i>Train speed</i>	22
2.4.3 Other data	23
2.4.3.1 <i>Sensor location</i>	23
2.4.3.2 <i>Train types</i>	23
2.4.3.3 <i>Axle loads</i>	23
2.4.3.4 <i>Vertical track stiffness</i>	24

2.4.3.5	Track irregularities.....	26
2.4.3.6	Wheel & vehicle defects.....	26
2.4.4	Initial processing	26
2.4.4.1	Selection of key traces.....	26
2.5	POST – PROCESSING	27
2.5.1	Determination of key structural parameters	27
2.5.1.1	Damping	27
2.5.1.2	Forced & free vibration frequencies.....	30
2.5.1.3	Resonance, track and wheel irregularities.....	31
2.6	DOCUMENTATION	31
Chapter 3 Guidelines for Calculations		33
3.1	GENERAL	33
3.1.1	Objectives of dynamic calculations	33
3.1.2	Requirements of current bridge design codes	34
3.2	MODELLING OF THE BRIDGE AND TRACK STRUCTURE.....	35
3.2.1	Types of bridge models.....	35
3.2.2	Modelling techniques	38
3.2.3	Mass	40
3.2.4	Stiffness	40
3.2.5	Damping.....	40
3.2.6	Railway track.....	42
3.2.7	Track irregularities.....	43
3.3	TRAIN MODELS.....	45
3.4	ANALYSIS	47
3.4.1	Methods of dynamic analysis.....	47
3.4.2	The mode superposition method.....	47
3.4.3	The direct integration methods.....	48
3.4.4	Time steps.....	49
3.5	DOCUMENTATION OF THE DYNAMIC ANALYSIS	50
Chapter 4 Recalculation of Bridges.....		51
4.1	CORRELATION OF MEASUREMENTS AND DYNAMIC ANALYSIS	51
4.1.1	Principles	51
4.1.2	Site measured parameters.....	52
4.1.2.1	Structure mass.....	52
4.1.2.2	Structure / element stiffness	52
4.1.2.3	Effective span of bridge	53

4.1.3	Adjustment limits	53
4.1.4	Methodology	54
4.1.5	Recommended limits for difference between measured and calculated behaviour.....	57
4.2	RECALCULATION OF BRIDGE.....	58
4.2.1	Use of results obtained from monitoring	58
4.2.2	Allowance for other dynamic effects.....	58
4.3	ACCEPTANCE CRITERIA AND EVALUATION OF RESULTS.....	59
Chapter 5	References.....	63
Appendix A	Case Studies	65
Case study 1:	Dynamic FE analysis and measurement evaluation of a steel tied arch bridge.....	65
Case study 2:	Dynamic FE analysis and measurement evaluation of a single span steel bridge	72
Appendix B	Additional information on damping.....	93
Appendix C	Additional information on determining the first natural frequency of a bridge	97
Appendix D	Additional information on methods for measuring axle loads.....	101