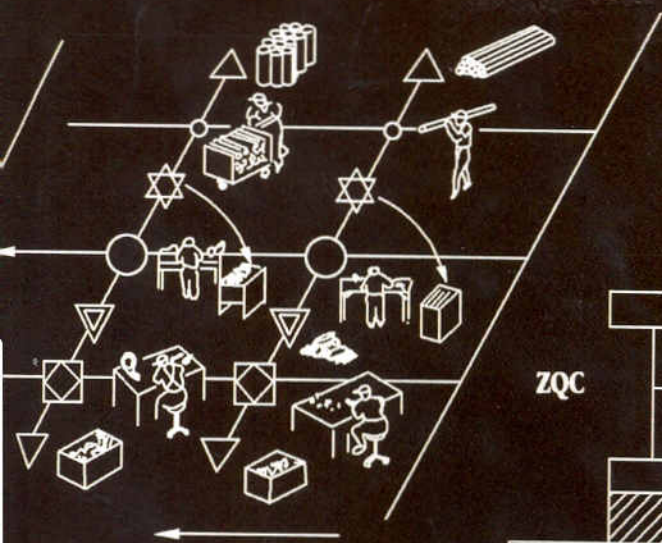


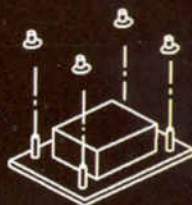
SHIGEO SHINGO

SMED

Non-Stock Production: The Shingo System for Continuous Improvement




NSP

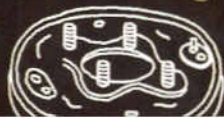


STM

ZQC



Originally published by Japan Management Association



Non-Stock Production

The Shingo System for Continuous Improvement

SHIGEO SHINGO

Foreword by
Norman Bodek, President
Productivity, Inc.

Originally published by Japan Management Association

Productivity Press

Contents

List of Figures	ix
List of Tables	xiii
Publisher's Foreword	xv
Preface	xix
1 Fundamental Flaws in European and American Production Philosophies	3
Misunderstanding the Relations Between Process and Operation	4
An Inadequate Appreciation of Two Delay Phenomena	8
Shifting Human Tasks Over to Machines (Mechanization and Pre-Automation)	10
The Science of Work and the Application of Human Engineering	11
Understanding Manufacturing and Production Technology	13
Responding to the Emotional Side of Human Nature	18
Is Stock a Necessary Evil or an Absolute Evil?	20
Total Waste Elimination and Fundamental Improvement	22
The Absence of the Control Function in Production Philosophies	23
2 Basic Concepts for Improving Production Systems	25
The Cost-Subtraction Principle and the Complete Elimination of Waste	25
The Three Steps of Improvement	35
Non-Stock as a Source of Profit	36
Creating Demand	37

	Delivery Cycles (<i>D</i>) and Production Cycles (<i>P</i>)	39
	Speculative Production Systems and Assured Production Systems	42
	Inventory and Responses to Demand Fluctuations	50
	Gaps in Language and Thinking	53
	Confusing Mass Production and Large-Lot Production	56
	Summary	59
3	The Scientific Thinking Mechanism (STM)	61
	Preliminary Step Toward Improvement: The Principles of Classification	64
	Identifying the Problem (Stage 1)	69
	Basic Conceptual Approaches to Improvement (Stage 2)	73
	Pursuing Goals (Why? For What Purpose?)	94
	Better Means	109
	Making Plans for Improvement (Stage 3)	112
	Implementing Improvement Plans	184
	Summary	207
4	Management Functions	209
	Five Categories of Executive Management	209
	Management Functions	210
	Management, Clerical Work, and Organization	221
	Statistics and Different Management Functions	224
	The Deming Cycle and Management Functions	227
	Summary	230
5	The Evolution of Production Systems in the Authorized Stock Production (ASP) Era	231
	Basic Understanding of ASP	231
	Historical Progress in Productivity Improvement	237
	Progress through Division of Labor (First Industrial Revolution)	239
	Enhancing Hand Functions (Second Industrial Revolution)	247
	Science of Work (Third Industrial Revolution)	258
	Ford's Assembly-Line Production	280
	Responding to Human Needs: The Hawthorne Method (Fourth Industrial Revolution)	282

Improving Production in the Authorized Stock Production (ASP) Era	293
Summary	295
6 Development of Production Functions in the Non-Stock Production (NSP) Era (Fifth Industrial Revolution)	297
Philosophy of Non-Stock Production	297
Improving Management	300
Improving Production Functions	301
Improving Process Functions	312
Improving Operational Functions	364
Improving the Will to Work	379
Summary	380
7 Significance of the Different Production Systems	381
Production Systems in the ASP Era	381
Production Systems in the NSP Era (1970s)	388
Conclusion	416
Summary	418
8 Comprehensive Overview	419
Overview	419
Assumptions	420
Conceptual Approaches to Improvement	420
Improving Production Functions (Authorized Stock Production [ASP] Systems)	421
Improving the Production Function (Non-Stock Production System Era)	423
Significant Features of ASP and NSP Production Methods	427
Developmental Chronology of Management Philosophies	430
Postscript	435
A Final Note	439
Publications	441
Index	443

List of Figures

Figure 1-1	Two Streams of Production	4
Figure 1-2	The Production Mechanism	7
Figure 1-3	Understanding Production Technology	16
Figure 2-1	Economic Lot	29
Figure 2-2	Flow Curve	51
Figure 2-3	Flow Curve for Delayed Inventory	52
Figure 2-4	Process Delays and Production Capacity	53
Figure 3-1	Scientific Thinking Mechanism (STM) for Improvement	62
Figure 3-2	Five Elements of Production: 5W1H	75
Figure 3-3	Production Network	78
Figure 3-4	Three-Dimensional Structure of Production	79
Figure 3-5	Structure of Operations	81
Figure 3-6	Production Analysis	84
Figure 3-7	Four Classes of Motion	86
Figure 3-8	ABC Analysis of Materials	91
Figure 3-9	ABC Analysis of Materials	92
Figure 3-10	Turbine Blade Processing	99
Figure 3-11	Convertibility of Means and Ends	102
Figure 3-12	Series of Ends and Means	103
Figure 3-13	Motion Study of Current Method	105
Figure 3-14	Improvement Through Conversion of Ends and Means	106
Figure 3-15	Burrs and Rounding	120
Figure 3-16	Measuring the Weight of Castings	122
Figure 3-17	Gate Layout	125

Figure 3-18	Cylinder Movement	133
Figure 3-19	Kerosene Heater Protective Grating	136
Figure 3-20	Controlling the Flow of Boxes	138
Figure 3-21	Automatic Sorting of Burrs	139
Figure 3-22	Side-Plate Pressing Operation	141
Figure 3-23	Placing Instruction Sheets	142
Figure 3-24	Creativity and Critical Ability	146
Figure 3-25	Cleaning Out a Dead-End Hole	149
Figure 3-26	Blade	150
Figure 3-27	Spool Unit	150
Figure 3-28	Compound Oil Bath	152
Figure 3-29	Oil Ring	153
Figure 3-30	Using a Slide	171
Figure 3-31	Transporting with a Rotary Arm	172
Figure 3-32	Transporting with a Suspension Mechanism	173
Figure 3-33	Cutting the Insulated Pipes	174
Figure 3-34	Insulated Pipe Dimensioning Jig	175
Figure 3-35	Cigarette Wrapping Operation (Before Improvement)	175
Figure 3-36	Cigarette Wrapping Task (After Improvement)	176
Figure 3-37	At 4-Chome Ginza	178
Figure 3-38	Facts Are Multifaceted	183
Figure 3-39	Memory in Goldfish	187
Figure 3-40	Chimpanzee and Banana	188
Figure 3-41	New TQC	204
Figure 4-1	Five Categories of Executive Management	210
Figure 4-2	Tetrahedral Structure of Management	211
Figure 4-3	Seven Action Stages	213
Figure 4-4	Management Structure	214
Figure 4-5	Chronological Aspects of Management	215
Figure 4-6	Relationship Between Planning and Control	218
Figure 4-7	Sequential Implementation of Management Activities	222
Figure 4-8	Deming Cycle	227
Figure 4-9	Management Cycle	229
Figure 5-1	Classification of Human Abilities	238
Figure 5-2	Basic Welding and Finish Welding	245

Figure 5-3	Evolution from Hands to Machines	247
Figure 5-4	Evolution from Hands to Machines	250
Figure 5-5	Gravity Welder	252
Figure 5-6	Pig Iron Carrying Experiment	262
Figure 5-7	Material Tensile Test	263
Figure 5-8	Effects of Rhythm and Fatigue	265
Figure 5-9	Productivity Curve for Heavy Physical Labor	265
Figure 5-10	Productivity Curve for Light Labor	266
Figure 5-11	Work Intensity and Fatigue Allowance Factor	268
Figure 5-12	Fatigue Recovery Curve	270
Figure 5-13	High-Voltage Glass Test (Before Improvement)	273
Figure 5-14	High-Voltage Glass Test (After Improvement)	274
Figure 5-15	Normal Work Range for Human Hands	275
Figure 5-16	Working Sitting Down and Standing Up	278
Figure 5-17	Type X and Type Y People	283
Figure 6-1	Network Structure of Production	303
Figure 6-2	Three-Dimensional Structure of Production	304
Figure 6-3	Structure of Operations	309
Figure 6-4	Errors and Management Cycle	316
Figure 6-5	Layout Determination Procedure: Transport Difficulty Coefficient Cards	330
Figure 6-6	Miaki Denki Layout (Before Improvement)	332
Figure 6-7	Miaki Denki Layout Flow (After Improvement)	333
Figure 6-8A	Delivery Period and Production Cycle	335
Figure 6-8B	Production Cycle and Delay	336
Figure 6-9	Relationship Between Operating Rate and Delay Compensation	340
Figure 6-10	Fluidity Curve	343
Figure 6-11	Delay Fluctuation Curve	344
Figure 6-12	Process Delays and Production Capacity	345
Figure 6-13	Synchronization and Full Work Control	354
Figure 6-14	Use of Lines in a Woodworking Plant	355

Figure 6-15	Stages in the In-House Fabrication of Machines	357
Figure 6-16	Reducing Lot Delay	359
Figure 6-17	Reducing Production Time	361
Figure 6-18	Structure of Operations	365
Figure 6-19	Functional Clamping Devices	370
Figure 6-20	Limit Switch Selection	372
Figure 6-21	Single Minute Setup (SMED) Conceptual Stages and Practical Techniques	375
Figure 7-1	The Four Industrial Revolutions	382
Figure 7-2	History of the Toyota Production System	398
Figure 7-3	IE-Based Observations of the Toyota Production Method (Shigeo Shingo)	400
Figure 7-4	Procedure and Schedule for Converting to the Toyota Production Method	403
Photo		408
Figure 7-5	Composition of TQC Movement and NSP Method	414
Figure 7-6	Characteristics of Euro-American and Japanese Production Systems	417
Figure 8-1	Structure of Production	422
Figure 8-2	Process Phenomena and Operations	424
Figure 8-3	Establishing a Production Method	428

List of Tables

Table 2-1	The Impact of Setup Time	30
Table 2-2	Relationship Between Setup Time and Lot Size	31
Table 3-1	Operating Rate for Cranes	74
Table 3-2	Comparative Disadvantages	162
Table 4-1	Opposing Characteristics of Planning versus Control	217
Table 4-2	Relationship Between Planning, Control, and Effect on Production	218
Table 4-3	Overall Relationship Between Planning and Control	219
Table 5-1	Unit of Analysis and Analysis Method	235
Table 5-2	Separation of Worker from Machine	255
Table 5-3	Types of Fatigue	266
Table 6-1	Factors Affecting Transport Difficulty	328
Table 6-2	Classification and Procedure for Different Unit Operations	371

Index

- ABC analysis, 90-91
ABC study, 90-91
Action, 93
Activities, marginal, improvement and safety in, 17
Adding and alternating, example of, 140-142, *see also* Idea formulation
Adding and deleting, example of, 131-132, *see also* Idea formulation
Allowable purchase interval, 39
American products, Japanese affinity for, 38
American-style production systems, *xxii*
Analytical observation, 64
Analyzing process flows, *xxi*
Andon, 395
Aptitude, 142, *see also* Improvement
Argument
 chicken-or-egg, 167-168
 cross-eyed, 171-177
 exceptions, based on, 158-160
 nit-picking, 160-163
 out-of-context, 166-167
 rotary, 177-179
 shallow claims, 163-165
 side-stepping, 179-181
 tadpole, 168
 unwarranted assumptions, 170-171
 what is an, 158
ASME, *xx*
ASP (Authorized Stock Production)
 based on acceptance of inventory, 419
 basic understanding of, 231-237
 changing from, to non-stock (NSP) system, 413
 concept of process in, 421-422
 improving production functions, 421
 improving production in the, era, 293-294
 production systems in the, era, 381
 significant features of, 427
Assembly-line, 281, *see also* Ford assembly-line production
Assured production systems
 definition of, 45
 and speculative production systems, 42-49
Authorized stock production, *xvi*
Automation
 descriptions of, 253-257, 321
 development of, 377-378
 history of (1800), 384-385
Automobile imports and exports, 38
Autonomation
 definitions of, *xxii*, 254
 in manufacturing technology, 14-15
 shifting human tasks over to machines, 10-11
 see also Mechanization;
 Pre-automation

- Brainstorming
 definition of, 154
 examples of, 155
 precautions, 156
 rules of, four, 154
 running a session, 157
see also Problem; Thinking
- Breaking strength, 263
- Buehler, Dr. Vernon, *xvii*
- Capacity
 definition of, 336
 relationship between, and excess,
 337-340
 required and potential, 338
- Catalog engineers, *see* Improvements,
 opposition to
- Changing methods, 185-188
- Classification principles, *see*
 Intersecting; Oppositional and
 continuous
- Clerical work
 control-type, 222
 forms, 223-224
 information about 221-224
 monitoring-type, 222
 procedures, 223
 stages of, 222-224
 standards, 222
 system, 223
- Common features and differences,
 example of, 137-139, *see also*
 Idea formulation
- Computer-aided systems, 384
- Concentration and dispersion,
 examples of, 129-130, *see also*
 Idea formulation
- Conceptual blind spots, finding, 31-32
- Constants and variables, examples,
 127-128, *see also* Idea formulation
- Continuous attribute, 65, *see also*
 Improvement
- Control chart, 89-90
- Control function of management
 compensatory relationship between
 planning and, 218
- Control function of
 management (cont.)
 description of, 300
 implementation functions and,
 225-226
 information about, 23-24, 212, 215
 opposite characteristics of planning
 versus, 217-218
 overall relationship between
 planning and, 219
 relationship between, and planning,
 217-221
 which to stress, or planning,
 220-221
- Cost subtraction principle
 formula, 25-26, 389
 information about, 25-34, 388-389
- Creativity and critical evaluation
 ability, 146
 definition of, 145
 information about, 145-147
- Day-wage basis, 11
- Defective products, 348
- Defects, 225-226
- Delay
 flow curve and, 342-346
 improving, 328-363
 lot, *see* Lot delay
 phenomena, as one of the four, *xvi*, 5
 phenomena, inadequate apprecia-
 tion of two, 8-10
 process, *xxi*, 8-9, 234, 236, 305,
 419, *see also* Process delay
 significance of, 80, 328-334
 temporary, *xxi*, 9, 234, 305
 types of, 334
 understanding, 234-236
- Deleting and adding, example of,
 131-132, *see also* Idea formulation
- Delivery cycles and production
 cycles, 39-42
- Delivery period, 334-335
- Demand
 buyer's market and, 48
 creating, 37-39

- Demand (cont.)
 flow curve for delayed, 52
 fluctuations, 44, 50-53
 inventory and responses to, 50-53
- Deming cycle
 and management functions,
 227-230
 purpose of the, 228
 for quality control, 301
- Differences and common features,
 example of, 137-139; *see also* Idea
 formulation
- Dispersion and concentration,
 examples of, 129-130; *see also*
 Idea formulation
- Divided small lot system, 58
- Do, improving the, 421, 424, *see also*
 Implementation function in
 production, improving
- Economic growth
 high, 43
 low, 43
- Economic lots
 concept of, 29
 and improved setup operations,
 29-31
 lot size, relationship between setup
 time and, 31
 see also Setup time
- Efficiency rating systems, 258-261
- Elastic limit, 263
- Elimination of waste, *see* Waste,
 elimination of
- Emerson, Harrington, 271-272
- Ends and means, *see* Means and ends
- Engineering management, 209
- Enlargement and reduction, examples
 of, 128-129, *see also* Idea
 formulation
- Equipment breakdowns, 348
- Ergonomics, 277
- Exceptions and normality
 definition of exceptions, 124
 examples of, 124-127
 see also Idea formulation
- Fabrication techniques, 17, *see also*
 Autonomation; Labor tech-
 niques; Mechanization; Multiple
 machine operations
- FACOM, 6
- Facts, multifaceted, 181-182
- Fatigue, physical, 266-271
- Finance management, 209
- Flow curve
 delay and, 342-346
 descriptions of, 50-51, 342
- Focusing, *see* Goals
- Ford assembly-line production,
 280-282
- Ford production system
 description of, *xxii*
 history of (1913 on), 386
 mass production and marketing, 39
- Full work control method
 definition of, 340
 synchronization and, 353-354
- Gilbreth, Frank and Lillian
 motion study, 12, 272
 production improvement, *xvi, xx*
 system (1880s) 385
 therbligs, 22
- Goals
 examples of, focus, 95-97
 examples of, multiple goals, 97-101
 fundamentals-oriented, 94-95
 pursuing, 94-109
 three-dimensional, 95
 type X (focusing), 95
 type Y (multiple goals), 97
 type Z (systematic pursuit of goals),
 101-109
- Gyllenhammar, Pehr, author of Volvo
 system, *xxii*
- Habits, overcoming, 185-188
- Hand functions
 description of human, 247
 effect, 247
 enhancing, 247-258
 force, 247

- Hand functions (cont.)
 hand movement and tools, 248-249
 machines, performing, with, 253
 mechanization, 248
 motorization of human, 251-252
- Hand movements, 274-275
- Hawthorne method
 experiments at the Hawthorne Plant, 282-284
 history of (1927), 386-387
see also Human needs, responding to
- Honda Company, xv
- Horigome, Ken'ichi, Shingo's teacher, 22
- Human abilities, description of, 237-238
- Human dignity, respect for
 description of, 405-406
 Toyota production system and, 395-396
- Human engineering, the science of
 work and the application of, 11-13
- Human nature
 as a basic problem, 419
 responding to the emotional side of, 18-20
- Human needs, responding to: the Hawthorne method, 282-292,
see also McGregor's XY theory of management
- Human posture, 277-280
- Idea formulation
 association method, 115
 association of opposites, 115
 causal association, 115
 description of, 113, 114-115
 idea association, 115
 keeping, separate from judgment, 145
 keys of, twelve, 155-156
 methods, 115-116
 problem locking in on, as separate from, 113-114
 proximity association, 116
- Idea formulation (cont.)
 rules for, twelve, 116-144
 similarity association, 115-116
see also Judgment; Problem
- Implementation function in
 production,
 improving, 402
- Implementation in management, 212
- Importance coefficient, 67
- Improvement
 aggressive, 419
 cause-oriented pursuit of, 298
 company-wide activities to promote, 203-205
 conceptual approach for, 73-94, 420
 implementing plans, 184-207
 individual in charge of, 194-199
 making plans for, 112-184
 opposition to, 192-194
 oppositional and continuous classification, 64
 preliminary step toward: the principles of classifications, 64-70
 principles, six, 142-144
 proposing an, 184-185
 purposes of, four, 94
 scientific thinking mechanism (STM) for, 62-63
 setting up operations abroad, 199-203
 three steps of, 34-36
see also Operational; Production
- Incentive systems ("pay-by-results"), 387
- Industrial Engineering (IE), 13
- Industrial Revolutions, four, 382
- Inspection
 automated judgment, system, 321
 functions, 315-317
 information, 315
 judgment, 315
 monitoring and action, 317-318
 phenomena, as one of the four, xvii, 5
 postmortem, 315
 sampling, 266, 317

- Inspection (cont.)
 significance of the phenomena, 80
 source, 317, 413
- Intersecting category, 66-67
- Inventory
 as an "absolute evil," 298-299
 cushion, method, 350-353
 eliminating, 299
 finished goods, 426
 maximal reduction of, 45
 producer's, 47
 production cycle impact on, 45
 and responses to demand fluctuations, 50-53
- Investment efficiency, 185
- Japan Management Association (JMA), 6
- Japanese production system
 difference between East and West, *xx*, *see also* Stock
 low-volume, 55
- Journal of the American Society of Mechanical Engineering*, 5
- Judgment
 examples of, 148-154
 information about, 144-184
 types of, two, 147
see also Idea formulation
- Just-In-Time (JIT)
 method, 412-413
 not a basis of non-stock production, *xvi*
 philosophy, 389
 Toyota production system as a, method, 388
 Western experimentation with, 3
- Just-In-Time for Today and Tomorrow*, *xxiv*
- Kamaboko* production, 307
- Kanban*
 not a basis of non-stock production, *xvi*
 definition of, 393
 system, 393-394
- Kanban* (cont.)
 Toyota production system and, 35-36, 388
 Western experimentation with, 3
- Kanzai Company, *xv*
- Kentucky Fried Chicken, 38
- Know-how
 description of, 59
 examples of, 106-107
- Labor costs, 391
- Labor, division of
 development of, 239-242
 disadvantages of, 241-242
 history of (1776 on), 381-384
 impact of, 4-8
 improvement principle, 142
 inherent inhumanity of, *xix*
 leads to recognition of process, 301
 progress through, 239-247
 qualitative, 242-247
 quantitative, 242-247
see also Volvo system
- Labor techniques, 15-17
- Labor unions, 259
- Layout
 collective parts-group, 324
 common process-sequence, 325
 -determination procedure, 327-328
 elements that determine, 326
 improving, 326
 irregular, 323
 machine-type, 323-324
 similar parts-group, 324-325
 similar process-sequence, 325-326
 single process-sequence, 325
 types, 322-328
- Lead times, reducing, 299
- Least common multiple system, 372
- Lectures on Production Engineering*
 Part I: *Outline of Production Engineering*, 6
- Leveled production, 58
- Leveling, 88, 346-347
- Limit samples, 65, *see also* Improvement

- Linking and separating, examples of, 130-131
see also Idea formulation
- Load, 336
- Lot delay
 descriptions of, *xxi*, 9-10, 305
 eliminated by a one-piece flow, 426
 improving, 358-363
 significance of, 358-360
- Lot sizes
 confusing mass production and, 56-59
 increasing, 41
 large lot production, 47, 58
see also Economic lots
- Machine operation rates, 355-357
- Machines, operating rates of, 390-393
- Machining, *see* Processing
- Management
 action, seven stages of, 211-212
 categories of executive, 209-210
 clerical work and organization, 221-224
 deployment, 221
 functions improving, 421
 functions of, 209-230
 improving, 300-301
 by objective (MBO), 284-285
 scientific, 258
 sequential implementation of activities, 222
 statistics and different, functions, 224-227
 structure, 214
 understanding, function, European and American, 301
- Manufacturing technology
 definition of, 17
 evolution of, 13-17
 improvements, operational, *xvii*
 improvements, process-based, *xvii*
 understanding, and production technology, 13-18
see also Production technology
- Marcus, Ashton T., vice president of Omark Industries, 31
- Marginal allowance, improving, 237, 378-379
- Mass production and mass marketing
 confusing large lot production and, 56-59
 information about, 39, 47
- Matsushita Electric
 description of, *xv*
 and the Mikuni washing machine system, 396-402
- McDonald's, 38
- McGregor, XY theory of management, *xvii*, 18-20, 282, 387
- Means and ends
 better means, 109
 description of, 101-106
 multiple means to a single end, 109-112
- Mechanization
 development of, 376-377
 history of (1800), 384-385
 improvement principle, 143
 in manufacturing technology, 14
 and "motorization," 372-373
 shifting human tasks over to machines, 10-11
- Method time measurement (MTM), 13
- Mixed production system (MPS), 58-59
- Monitoring function in management
 checking, 226-227
 description of, 212, 215-217, 300-301
- Motion and time, 74-75
- Motion, human, 15
- Motion study, 12, 85, 272
- Motion-mind, 22, 272
- Motivation, 211-212
- Motorization, 143, 384
- Multiple goals, *see* Goals
- Multiple machine operations, 15
- Multi-process operation, 15
- My Forty Years With Ford*, 280

- New product development, 402
- New production system (NPS), 396
- Nippon Steel Company, *xv*
- Nishi Nippon, newspaper, 166
- Nishibori, Mr. Eizaburo, advisor to
Japan Management Association,
89
- Non-stock production (NSP)
basis for, *xvi*
changing from authorized stock
production (ASP) to, 413
development of production func-
tion in, era, 297-280
goal of book, *xv*
improving the production function,
423-426
making a, system work, 404-405
management improvement, 423
methods, 427
philosophy of, 297-299, 423
production systems, 388-418
Shigeo Shingo (NSP-SS) system,
402-412
Shigeo Shingo (NSP-SS) system in
Japan and overseas, 407-412
significant features of, 427
as a source of profit, 36-37
stock considerations, 21, *see*
also Stock
systems, difference between East
and West, *xvi*
see also waste, elimination of
- Normality and exceptions, examples
of, 124-127,
see also Idea formulation
- Nyet engineers, *see* Improvements,
opposition to
- Object flow, 78, 79, *see also* Process
- Objections
cautionary, ninety-nine percent of,
182-184
definition of, 182
deflecting, ten rules for, 157-158
most important rule, 182
see also Argument
- Ohno, Taiichi, *xxiv*
- Okajiima, Mr., in charge of T Auto
Body, production, 20
- Operating rates of workers and
machines, 390-393
- Operation
characteristics of process and,
233-234, 310
comprising, 79
content of an, 80-83
definitions of, *xx*, 5, 232
difference between process and, 233
essential, improving, 237
flow of, 308-310
functions, 305-310
improving principal, 376-378, 385
incidental, 80
misunderstanding the relations
between process and, 4-8
one worker-multiple machine,
use of, 389
preparation, after-adjustment, 80
principle, 80
priority over operations, 310-311
structure of, 81
- Operational functions, improving,
364-379, *see also* SMED
- Operational improvement
ASP production improvement,
293-294
limiting production improvement
to, 236
responding to, 236-237
summary of, 426
- Operational movements, 5
- Operations analysis, 85-89, 233
- Operations flow, 232, 302-303
- Opportunity loss, 39
- Optimization, 116, *see also* Waste,
elimination of
- Organization, 221-224
- Overview, comprehensive, 419-438
- Parallel and sequential, example of,
132-135
see also Idea formulation

- People at Work*, xxiii
- Personnel management, 210
- Persuading, 188-192
- Plan-do-check cycle, 23-24
- Planning function in management
description of, 212, 215, 224-225, 300
opposite characteristics of control versus, 217-218
overall relationship between control and, 219
relationship between, and control, 217-221
which to stress, or control, 220-221
- Poka-yoke* ("mistake-proofing"), 229, 299, 318
- Policy-making, 212
- Pre-automation
definition of, 254
and the development of automation, 377-378
see also Automation
- Predicted time, 88
- Principles of Scientific Management*, 270
- Problem
brainstorming precautions, 156-157
definition of, 184
idea formulation as separate from problems, 113-114
identification, 113
identifying the, 69-73
locking in on the, 113
problems in thinking there is no, 71-73
see also Brainstorming; Idea formulation
- Process
change, 311
characteristics of operations and, 233, 310
components, 312-313
concept of, 423
content of a, 79-80
descriptions of, xx, 5, 232, 233
differences between operations and, 233
functions, 305-310, 312-363
improvements through VE and VA, 313-314
misunderstanding the relations between, and operation, 4-8
phenomena of, *see* Delay;
Inspection; Processing; Transport
priority over operations, 310-311
understanding, 232-233
understanding the phenomena of, 233
universality of, 313
- Process analysis, 84-85, 233
- Process characteristics, improving, 404
- Process delay
changes in production plans, 349
characteristics, 336
to compensate for setup changes, 348-349
controlled storage, 8, 236
created by differences in operating times, 350
and cushioning effects, 346
due to congestion, 350
eliminated by synchronization, 425
function of, 340-342
improving, 335
temporary storage, 8, 236
see also Delay
- Process flow
analyzing, xxi
description of, 301-302
- Process improvement, 8, 294
- Process management improvement, 333
- Process stabilization, 340
- Process-oriented processing, 314-315
- Processing
analyzing, graphically, xxi
definition of, xvi
phenomena, as one of the four, xvi, 5
significance of the phenomena, 80
see also Process
- Processing lot, shrinking, 360
- Processing-related analysis, xvi

- Production
- authorized stock, *xvi*
 - definition of, 8, 338
 - five elements of, 75-77
 - historical chronology of, 431-433
 - improving, 25-59
 - in Japan and the West: a comparison, 413-416
 - network of process and operations, 303-305
 - non-stock, *see* Non-stock production
 - object of, 302
 - planned, 295
 - subject of, 302
 - summary of improving, 46-49
 - technologies, basic, 14
- Production activities
- from individual to group, 213-221
 - slowing the improvement and development of, 232
 - structure of, 78-79
 - success of, 225
- Production cycles
- delivery cycles and, 39-42, 334-335
 - impact on inventory, 45
 - long, 46
 - minimizing, 49
 - reductions in the, 360-362
- Production functions, improving, 301-312, 421-422
- Production management
- description of, 209
 - improving, books about, 6
- Production mechanism, the, 7
- Production methods, 329
- Production philosophies
- absence of the control function in, 23-24
 - difference between Western, and Japanese, 8
 - fundamental flaws in western, 3-24
- Production sequence, 218
- Production systems
- in the ASP era, 381-388
 - evolution of, in the Authorized
- Production systems (cont.)
- Stock Production (ASP) era, 231-295, *see also* ASP
 - improving, basic concepts for, 25-59
 - in the NSP era, 388-418
 - significance of the different, 381-418
 - see also* American-style; Ford; Japanese; Semi-assured; Speculative; Toyota; Volvo
- Production technology
- growing toward, 18
 - understanding manufacturing and, 13-18
- Production thinking, Western, 3
- Productivity improvement, historical progress
- in, 237-238
- Productivity-based pay scale, 161
- Profit
- factors that produce, in production activities, 36
 - non-stock as a source of, 36-37
- Pull-type production, 46
- Push-type production, 46
- Quality, 319
- Quality assurance, 320
- Quality (QC) circles
- activities, 203-206
 - development of, 319
 - introduction to, 203
- Quality control (QC)
- definition of, 206
 - two kinds of, 33
- Quality control, total (TQC)
- evolution of, 205, 320
 - method, 412-413
 - principles of, 205
 - use improves business, 206
- Quality improvement, 320
- Quantitative cushion, 346
- Ratio-delay study, 88-89
- Ratio-delay study, continuous, 89

- Reduction and enlargement, examples
of, 128-129,
see also Idea formulation
- Relationships among things
cause and effect, 67-68
causal, 67-68
information about, 67-68
opposition, 68
proximity, 68
similarity, 68
- Reversal, forwards and backwards,
examples of, 121-123, *see also*
Idea formulation
- Revolution in Manufacturing: The
SMED System*, A, 311
- Robots, simple, 249-250
- Root cause analysis, 23
- Sales management, 210
- Sampling inspections, 33
- Sarasute, Mr., chairman of the Council
of Finnish Machine Industries,
26-27
- Satisfaction in management, 212
- Sayings of Shigeo Shingo, the Key Strat-
egies for Plant Improvement*, xv
- Scheduling, 341, *see also* Process delay
- Scheduling cushion, 346
- Scientific management, 258
- Scientific thinking mechanism (STM),
61-207, 394
- Segmented production, 58
- Semi-assured production system, 44,
see also Toyota production system
- Separating and linking, examples of,
130-131, *see also* Idea formulation
- Sequence, changing a, example of,
135-137, *see also* Idea formulation
- Sequential and parallel, example of,
132-135, *see also* Idea formulation
- Setup time
adjustments, eliminating, 371
impact of, 30
improvement and production
control, 373-374
reducing, 57
- Setup time (cont.)
relationship between, and lot
size, 31
see also Economic lots; SMED
(Single-Minute Exchange of Die)
- Sharp Company, xv
- Shibata, Akira, director of Daiho
Industries, Inc. xx, 106-107
- Shingo, Shigeo, dean of productivity
and quality consultant, xv
- SMED (Single-Minute Exchange of
Die)
definition of, xvi
eliminating the need for stock, 21
final encounter with, 366-367
first step in development of, 364
need for, 367-368
for new production systems,
419-420
philosophy of, 368
second step toward, 364-366
setup and production innovation,
374-376
- use of, setups, 394-395
- Snap reading, 89
- Soldiering, 258
- Sony Company, xv
- Speculative production systems
and assured production systems,
42-49
in minimizing inventories, 43
- Standardization, 143-144
- Standardized processes, 224
- Standards, setting, 258-261
- Statistical quality control (SQC),
32, 224, 318-319
- Status quo, different methods for
analyzing the, 83-93
- Stock
demand for, creating a, 22
differences in philosophy, xx
necessary evil or an absolute evil,
20-22
in the non-stock production system,
21, *see also* Non-stock production
problem with, 232

- Stock (cont.)
 understanding, 231-232
- Subject flow, 78, *see also* Operation
- Sunk cost, 392
- Superproduction system, 49
- Synchronization
 descriptions of, 143, 338, 347-348
 and full work control, 353
 and machine operation rates,
 355-357
 process delay eliminated by, 425
- Systematic Philosophy of Plant
 Improvement, A*, 385
- Systematic pursuit of goals, *see* Goals
- Table engineers, *see* Improvements,
 opposition to
- Takahashi, Prof., 166
- Tanpankan, 163
- Target production level (load), 337
- Tatsumura, Mr., president of T
 Steelworks, 26
- Taylor, Fredrick W.
 production improvement, *xvi*
 system (1880s), 385
 time study, 11-12, 260
 total waste elimination, 22
 work, study of, 261-272
- Temporary storage, 236
- Therbligs, 12, 33, 85-86, *see also*
 Gilbreth, Frank and Lillian
- Thinking
 analytical, basic part of, 67
 critical, ability, 145
 flow of thought sequence, 61
 gaps in language and, 53-56
 group, 114
 scientific, mechanism (STM),
 61-207
 three-dimensional, of the XYZ
 type, 207
 ways of, about making
 improvements, 61
see also Brainstorming
- Time and motion, 74-75
- Time, standard, 91
- Time study, 11-12, 22, 85, 87,
 91-93, 260
- Time study, predicted, 87
- Times, reference, 91
- Tokizane, Mr., managing director
 at Matsushita Electric, 32
- Total quality control (TQC), *see*
 Quality control, total
- Toyoda, Sakichi, inventor, 256
- Toyota Motor Company, *xv*, *xxvii*
- Toyota production system
 American impression of the,
 311-312
 book, *xxiv*
 books about, *xxiii*
 cost-subtraction principle, 25-26
 description of, *xxi*
 history of, 388-396
 and the NPS, 396
 and respect for human dignity,
 395-396
 as a semi-assured production
 system, 44
 significance of the, 388-389
- Transport
 coefficient of, difficulty, 327
 improvement, and, operations,
 28-29, 321-322
 means of, 28
 operations, 7
 phenomena, as one of the four,
xvi, 5
 significance of the phenomena, 80
- Understanding, 188-192
- USA Today*, interview with Shingo,
 37-38
- Value analysis (VA), 313-314
- Value engineering (VE), 313-314
- Variables and constants, examples,
 127-128
see also Idea formulation
- Volvo system
 description of, *xix*
 history of, 387-388
 significance of the, 285-289

- Waste, elimination of cost-subtraction
 - principle and the complete, 25-34
 - definition of, 116
 - examples of, 116-120
 - four phenomena of process, *xvii*
 - is it nonsense, 69-71
 - total, and fundamental improvement, 22-23, 26-28
 - Waste of overproduction, 390
 - Wastes, seven, 391
 - Wealth of Nations*, 381
 - Work
 - factor analysis, 87
 - factors (WF), 13, 87
 - full work control, *see* Full work control
 - harmony between will to, and, methods, 289-290
 - hours, 406
 - intensity, 267
 - in-process, 48
 - methods, 238, 388, 413
 - rationalization, 292
 - sampling, 89
 - the science of, 11-13, 258, 272, 385, *see also* Human engineering
 - will to, 238, 291, 379, 413
 - see also* Taylor, Fredrick W.
- Worker, 237
- Workers, operating rates of, 390-393
- Worker's productivity, factors that affect, 264
- Zero defects (ZD), 19, 284-285
- Zero quality control (ZQC), 21, 33, 226